

New! Try our online catalog

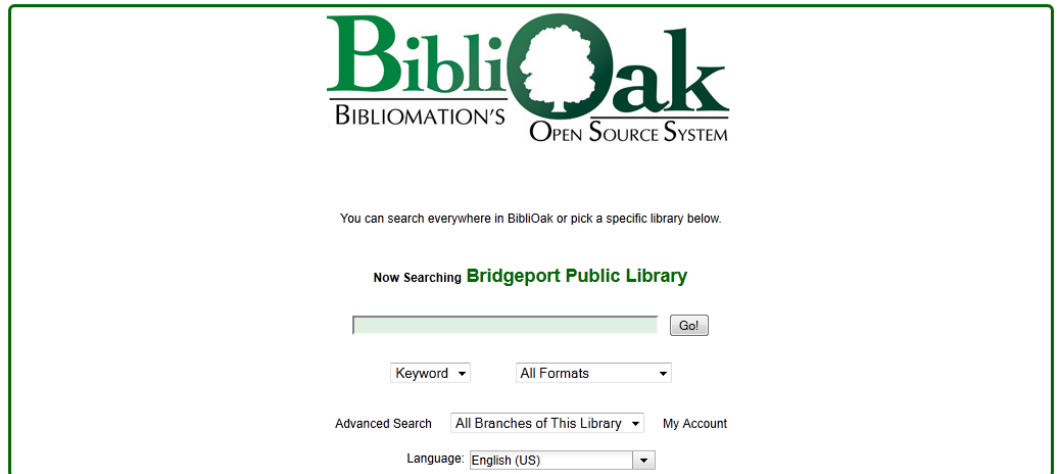
Special points of interest:

- The Bridgeport Public Library and branches have joined Bibliomation, a group of public and school libraries in the state
- You can renew items online
- You can place holds on items
- You can have your hold and overdue notices sent directly to your email

The Bridgeport Public Library's new online catalog (<http://acorn.biblio.org/bridgeport>) lets you search for items, renew your material, and place holds from anywhere, anytime.

We have partnered with Bibliomation, Inc. and its sixty member libraries to bring you a brand new catalog. You can search for materials at individual branches of BPL, all of Bridgeport Library, or all the libraries in the BibliOak catalog.

You can also place holds on items from other libraries in the shared catalog and pick them up at any one of the Bridgeport Public Library branches.

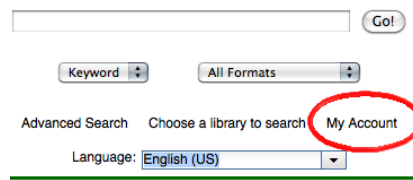


Inside this issue:

New Catalog	1
How to Log In	1
Renewing & Placing Holds	2
Account Preferences	2
Bookbags	2

Log In!

Your Account will show you what you have checked out, let you renew any items that are renewable and place holds on library materials.



Log in by clicking on "My Account" and entering your library card number. **Your password** will be the last four digits of your phone number. You'll be prompted to change it the first time you log in.

Once logged in, you will be able to change the username, password, and email address associated with your barcode.

Renewing Items and Placing Holds

To renew items, go to the “Items Checked Out” section of your account, check off the boxes next to the items you wish to renew and click on “Renew Selected Items.”

If you wish to select all of your checked out items, you can click on the word “All” in the Select column.

Account Summary				Items Checked Out	Items on Hold	Fines	Account Preferences	My Bookbags
Total items out: 4 / Total items overdue: 0								
Title	Author	Due Date	Renewals Remaining	Renew Selected Items				
Everyday pasta favorite pasta recipes for every occasion	De Laurentis, Giada	2010-03-03	1	Select (All/None)				
Eats, shoots & leaves the zero tolerance approach to punctuation	Truss, Lynne	2010-03-03	1	<input type="checkbox"/>				
The likeness	French, Tana	2010-03-03	1	<input type="checkbox"/>				
Krakatoa The day the world exploded, August 27, 1883	Winchester, Simon	2010-03-03	1	<input type="checkbox"/>				

You can place holds on materials from the online catalog. Search for the item you want, then click “Place Hold.”

Once you’ve placed a hold, the item will appear in your account, under “Items on Hold”

Account Summary		Items Checked Out	Items on Hold	Fines	Account Preferences	My Bookbags
<div style="text-align: right;"> --- Actions for selected holds --- </div>						
Title	Author	Formats	Pickup Location	Status	Active	Activate on...
The map that changed the world : William Smith and the birth of m... 550.92 SMITH 3340000060002	Winchester, Simon		Douglas Library	Waiting for copy	Yes	
						8/8/10
						<input type="checkbox"/>
						Edit

Account Preferences

In Account Preferences, you can tell the library how you’d like to be notified when an item you have a hold on is available.

Account Preferences is also where you can specify your preferred font size and the number of results you see per page in the catalog.

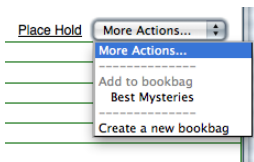
You can also save your default search location. You can search just your library or the entire group.

Your library can email you, call you, or both when your holds are ready.

Account Summary		Items Checked Out	Items on Hold	Fines	Account Preferences	My Bookbags
Preferences						
Search hits per page	10					
Default Font Size	Regular Font					
Default Hold Notification Method (Help)	Use Phone and Email					
Default Search Location	<input checked="" type="checkbox"/> Always search my home library by default. Douglas Library					
Default Search Range	This Library					

Bookbags

Bookbags are ways for you to create lists of library materials. You can keep these lists private or make them public. To add an item to a bookbag, search for it in the catalog and choose “More Actions”



From the Bookbags section of your account, you can add new bookbags, delete items from existing bookbags, and share bookbags

My Bookbags				
Name	# Items	Shared	Share / Hide	Delete this bookbag?
Best Mysteries	3 Items	No	Share this Bookbag	Delete
Create a new Bookbag				
Enter the name of the new Bookbag: <input type="text"/>				
Share this Bookbag (Help) Yes <input type="radio"/> No <input type="radio"/> (Submit)				
Title	Authors	Remove this item?		
The likeness	French, Tana	remove		
The cloud of unknowing	Cook, Thomas H.	remove		
Red leaves	Cook, Thomas H.	remove		